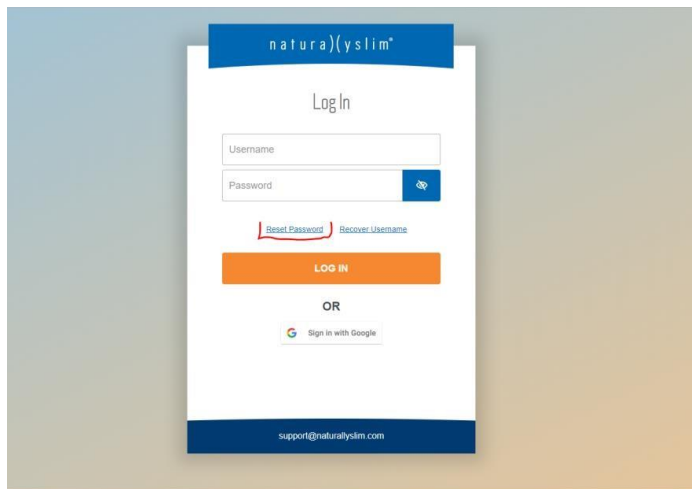


## How do I reset my password?

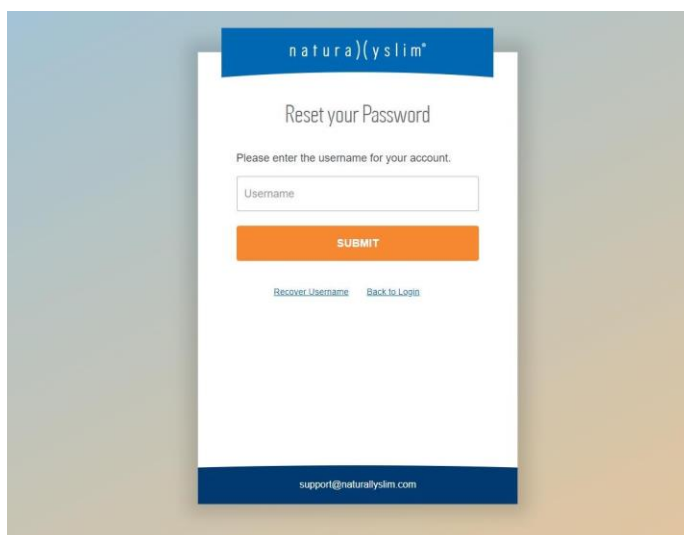
Follow these steps below to reset your password:

1. Go to the login page - <https://www.naturallyslim.com/Login.html> - and click on the “Reset Password” link.



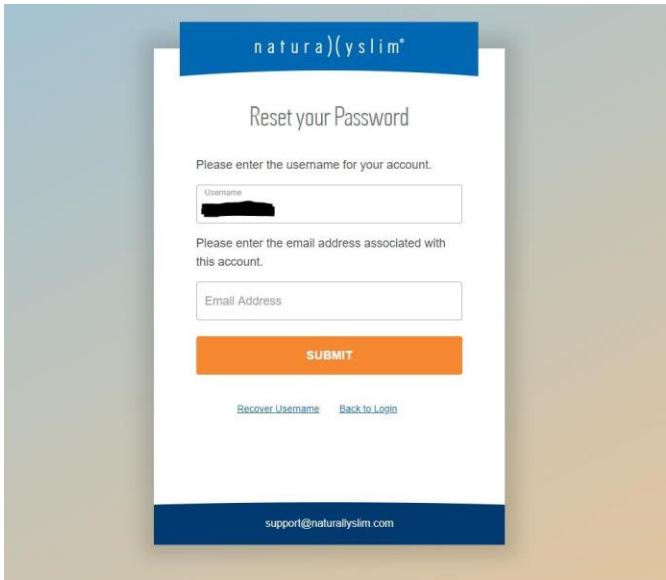
The screenshot shows the login page for naturallyslim.com. At the top, there is a blue header with the logo. Below it, the text "Log In" is centered. There are two input fields: "Username" and "Password". To the right of the Password field is a small blue icon. Below the input fields are two links: "Reset Password" (highlighted with a red box) and "Recover Username". Below these links is an orange "LOG IN" button. Underneath the button is the text "OR" and a "Sign in with Google" button. At the bottom of the page, there is a blue footer with the email address "support@naturallyslim.com".

2. You will be directed to a new page to enter your Username. Click Submit.



The screenshot shows the "Reset your Password" page for naturallyslim.com. At the top, there is a blue header with the logo. Below it, the text "Reset your Password" is centered. Underneath is the prompt "Please enter the username for your account." followed by a "Username" input field. Below the input field is an orange "SUBMIT" button. At the bottom of the form area, there are two links: "Recover Username" and "Back to Login". At the bottom of the page, there is a blue footer with the email address "support@naturallyslim.com".

3. Then you will be prompted to enter your Email Address. Click Submit.



4. If the Username and Email combination you entered are you correct, you will see this message and will receive an email from [Info@NaturallySlim.com](mailto:Info@NaturallySlim.com) to reset your password.

